

DUA TANTANGAN UTAMA JANGKA SANGAT-PANJANG NKRI MEMBANGUN “EKONOMI BIRU”



**Dorodjatun Kuntjoro-Jakti, Drs Ekonomi Umum (FEUI), MA dan
PhD. (UC Berkeley)**

Gurubesar (Perencanaan Ekonomi)

Fakultas Ekonomi & Bisnis

Universitas Indonesia

(Webinar: Prospek Indonesia Biru bagi Pemulihan Ekonomi Indonesia,
LAB 45, Jakarta 26 September 2022)

TWENTY LARGEST COUNTRIES AND THEIR POPULATIONS, SELECTED YEARS (millions)

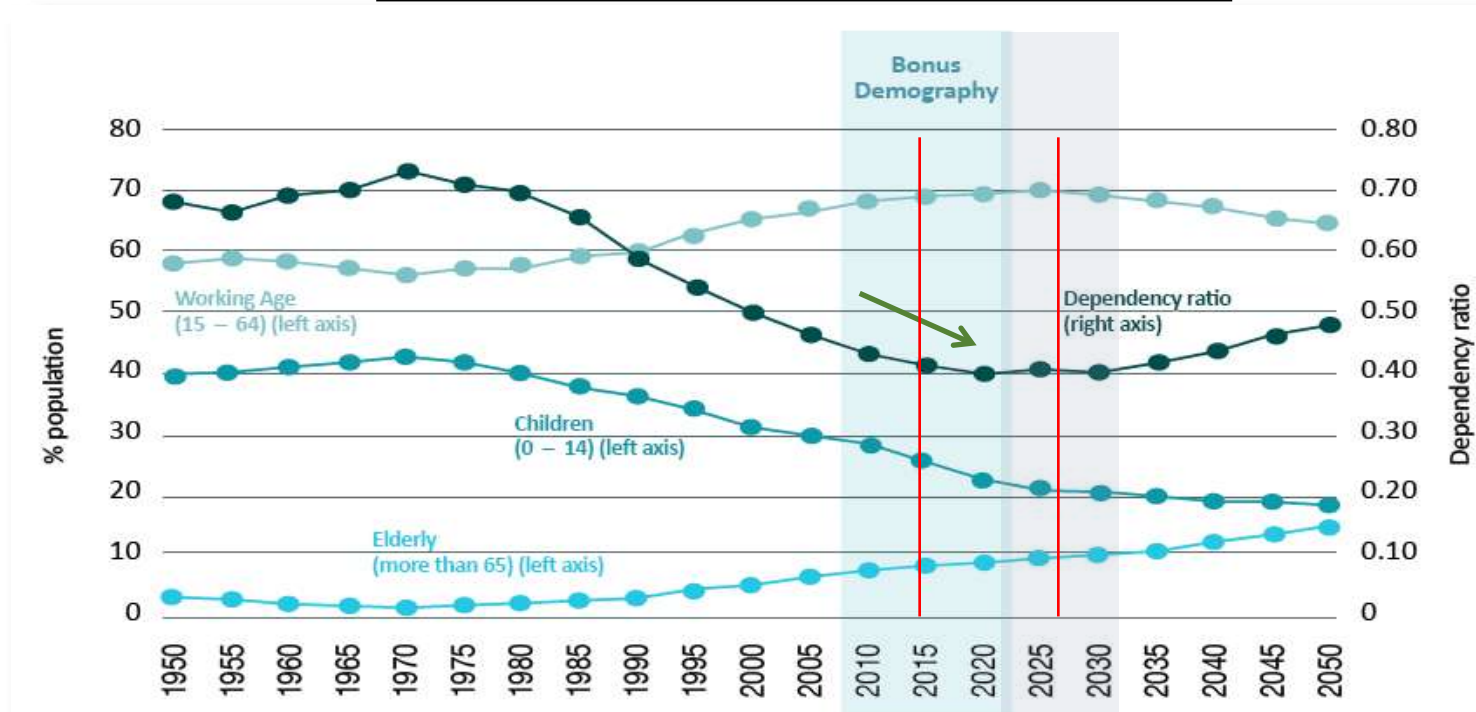
<i>Rank</i>	<i>1950</i>		<i>2000</i>		<i>2050</i>	
1	China	554.8	China	1 275.2	India	1 531.4
2	India	357.6	India	1 016.9	China	1 395.2
3	U.S.A.	157.8	U.S.A.	285.0	U.S.A.	408.7
4	Russian Federation	102.7	<u>Indonesia</u>	<u>211.6</u>	Pakistan	348.7
5	Japan	83.6	Brazil	171.8	<u>Indonesia</u>	<u>293.8</u>
6	<u>Indonesia</u>	<u>79.5</u>	Russian Federation	145.6	Nigeria	258.5
7	Germany	68.4	Pakistan	142.7	Bangladesh	254.6
8	Brazil	54.0	Bangladesh	138.0	Brazil	233.1
9	United Kingdom	49.8	Japan	127.0	Ethiopia	171.0
10	Italy	47.1	Nigeria	114.7	Congo, DR	151.6
11	France	41.8	Mexico	98.9	Mexico	140.2
12	Bangladesh	41.8	Germany	82.3	Egypt	127.4
13	Pakistan	39.7	Viet Nam	78.1	Philippines	127.0
14	Ukraine	37.3	Philippines	75.7	Viet Nam	117.7
15	Nigeria	29.8	Turkey	68.3	Japan	109.7
16	Spain	28.0	Egypt	67.8	Iran	105.5
17	Mexico	27.7	Iran	66.4	Uganda	103.2
18	Viet Nam	27.4	Ethiopia	65.6	Russian Federation	101.5
19	Poland	24.8	Thailand	60.9	Turkey	97.8
20	Egypt	21.8	France	59.3	Yemen	84.4

DEMOGRAFI: PENENTU NASIB BANGSA-NEGARA

Indonesia's Potential: demographic bonus → BONUS DEMOGRAFI

- Indonesia has the fourth ranking population in the world, with 237.6 million people (2010), and the working age population is close to 70% of the total population. Population growth rose to 1.49% in 2010.
- Indonesia's window of “demographic bonus” (only if it accompanied by better quality education to produce skilled workers and more job creation) will close in the next decade, as the dependency ratio (i.e. ratio of young and elderly to working age) will start to rise after 2030.

INDONESIA: Age Structure of Population and Dependency Ratio (%), 1950-2050



Source: Government of Indonesia (2011), “Master Plan: Acceleration and Expansion of Indonesia Economic Development 2011-2025”



Indonesia, officially the **Republic of Indonesia**, is a country in [Southeast Asia](#) and [Oceania](#) between the [Indian](#) and [Pacific](#) oceans. It consists of over [17,000 islands](#), including [Sumatra](#), [Java](#), [Sulawesi](#), and parts of [Borneo](#) and [New Guinea](#). Indonesia is the world's largest [archipelagic state](#) and the [14th-largest country by area](#), at 1,904,569 square kilometres (735,358 [square miles](#)).

Indonesia has an intricate coastline of over 80,000 km (50,000 mi), the fourth longest in the world.











Religion in Indonesia: Islam (86.7%), Protestant (7.6%), Roman Catholic (3.12%), Hinduism (1.74%), Buddhism (0.77%), Folk/Other (0.05%), Confucianism (0.03%).

Indonesia is an ethnically diverse country, with around 1,300 distinct native ethnic groups.

Indonesia is a Pan Indo-Pacific super power

The Jakarta Post, April 14, 2021

Countries with largest Exclusive Economic Zone (EEZ)

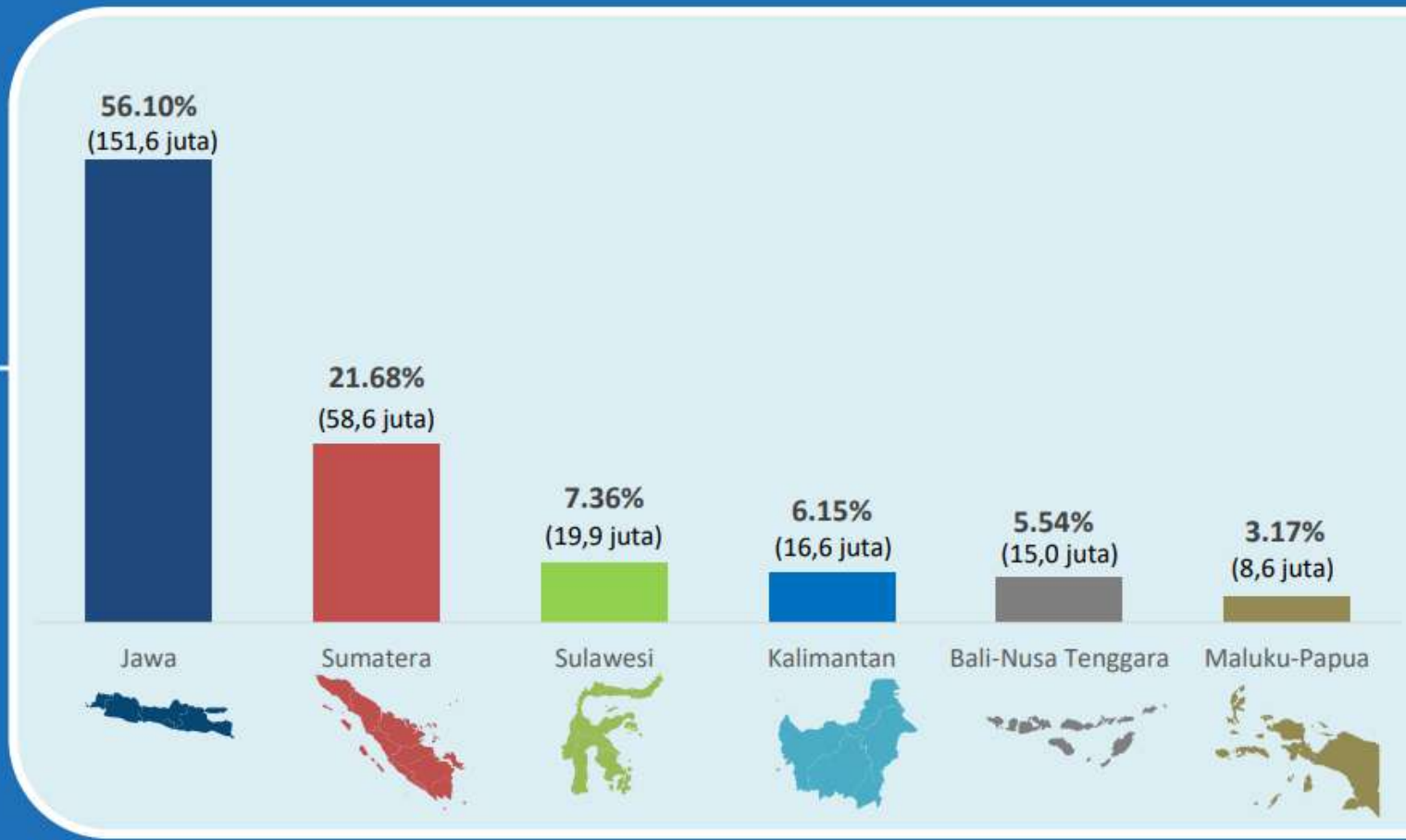
Rank	Country	EEZ (sq km)	Shelf (sq km)	EEZ+TIA (sq km)
1	 France	11,691,000	730,745	12,366,417
2	 United States	11,351,000	2,193,526	21,814,306
3	 Australia	8,505,348	2,194,008	16,197,464
4	 Russia	7,566,673	3,817,843	24,664,915
5	 United Kingdom	6,805,586	872,891	7,048,486
6	 Indonesia	6,159,032	2,039,381	8,063,601
7	 Canada	5,599,077	2,644,795	15,607,077
8	 Japan	4,479,388	214,976	4,857,318
9	 New Zealand	4,420,565	272,898	4,688,285
10	 Brazil	3,830,955	774,563	12,345,832

TIA: Total Internal Area



Penduduk Indonesia Menurut Pulau, Hasil SP2020

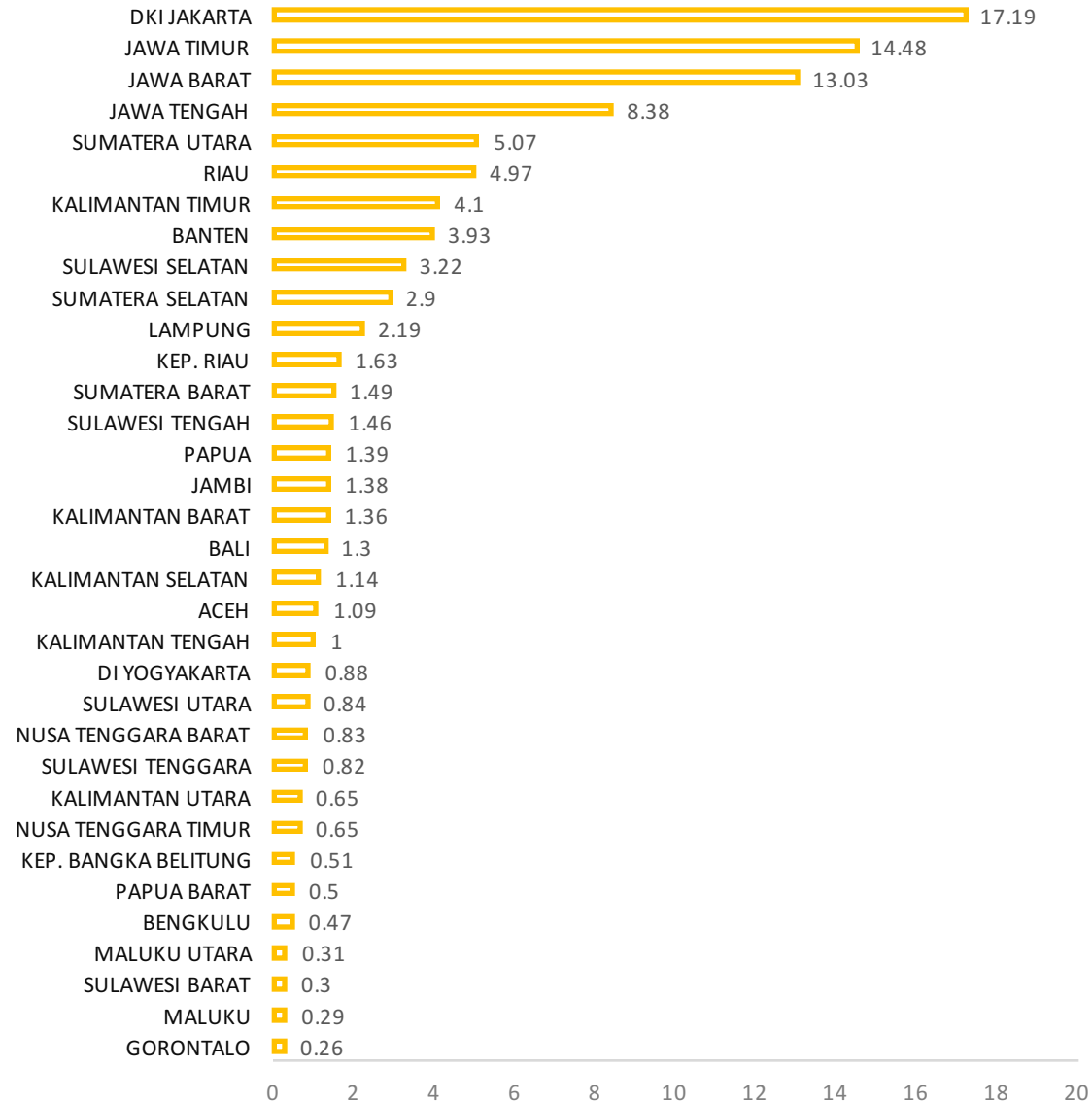
56,10 %
(151,6 juta jiwa)
penduduk
Indonesia
terkonsentrasi di
Pulau Jawa



PDRB 34 PROVINSI TAHUN 2019 ADHB



Distribusi PDRB Terhadap Jumlah PDRB 34 Provinsi Atas Dasar Harga Berlaku Menurut Provinsi (Persen) 2021



Sumber: BPS